



# Jamaica Homes User Guide

Version 0.2, January 2024\*

Registered office address 20 Wenlock Road, London, England, N1 7GU

Email: [office@jamaica-homes.com](mailto:office@jamaica-homes.com)

Support: <https://support.jamaica-homes.com>

© 2021-2024 [Jamaica Homes](#) - All rights reserved. Jamaica Homes is a trading name of [JAMAICA-HOMES.COM LIMITED](#) (15557082)

Follow us on [YouTube](#), [Linkedin](#), [Instagram](#), [Pinterest](#), [Tiktok](#), [Twitter](#) and [Facebook](#)

# Forward

Greetings from [Jamaica Homes!](#)

We're excited to welcome you and provide a valuable resource - the Jamaica Homes User Manual. This comprehensive guide will equip you with the knowledge to navigate our platform seamlessly and unlock its full potential.

## About Jamaica Homes:

Founded by [Dean Jones](#)<sup>1</sup>, Jamaica Homes<sup>2</sup> is a free Jamaican real estate platform designed to connect property buyers and sellers dedicated to helping transform the Jamaican real estate landscape.

## What's in the User Manual:

The user manual covers a wide range of topics, including:

- **Creating an Account:** A step-by-step guide to registering on Jamaica Homes.
- **Searching for Properties:** Learn how to utilize our powerful search filters to find your dream property in Jamaica.
- **Saving Searches and Property Alerts:** Discover how to save your search criteria and receive instant notifications when new listings matching your preferences become available.
- **Managing Your Profile:** Update your contact information, manage communication preferences, and explore other valuable account features.
- **Contacting Agents:** The manual outlines how to connect with qualified real estate agents<sup>3</sup> to assist you in your property search or sale.

## On Behalf of Dean Jones and the Team,

We wish you a successful and enjoyable experience using our platform.

---

<sup>1</sup> [Dean Jones](#), the founder of Jamaica Homes, is a seasoned senior management professional with over 25 years of experience in the industry.

<sup>2</sup> Jamaica Homes is a real estate platform that offers property listings and services in Jamaica. It was founded in August 2021 by entrepreneur Dean Jones and is headquartered in Kingston, Jamaica.

<sup>3</sup> A real estate agent in Jamaica is a licensed professional who facilitates property transactions between buyers and sellers, providing expertise in pricing, marketing, and negotiation within the Jamaican real estate market. They act as intermediaries, ensuring legal compliance and assisting clients in finding suitable properties or buyers.

# Contents

Forward .....	2
1. Introduction .....	6
Welcome to Jamaica Homes .....	6
Overview of Jamaica Homes Platform .....	6
Part 1: Technology Overview .....	6
Part 2: Feature Highlights .....	9
Part 3: Exposure And Growth Opportunities.....	11
Part 4: Mortgage Calculator And Additional Features .....	12
Mortgage Calculator:.....	12
Additional Features: .....	13
2. Creating an Account.....	13
3. Navigating the Dashboard.....	15
4. Setting Up Profile .....	17
5. Searching for Properties .....	19
Saved Searches .....	21
6. Viewing Property Listings .....	23
7. Contacting Agents.....	25
Sending Inquiries.....	25
Scheduling Property Viewings and Contacting Agents .....	28
Scheduling Viewings and Contacting Agents on Jamaica Homes .....	28
8. Selling a Property .....	29
Listing a Property.....	29
Maximize Listing Exposure with Jamaica Homes and Social Media .....	32
9. Managing Property Listings .....	33
Managing Property Listings on Jamaica Homes .....	33
Interacting with Potential Buyers .....	34
10. Buying a Property .....	35
Finding the Perfect Property .....	35

Making Offers.....	36
Negotiating Deals.....	37
11. Legal and Financial Considerations.....	39
Understanding Fees and Taxes.....	39
Legal Processes in Property Transactions.....	40
Financing Options.....	42
12. Using Built-in CRM.....	43
13. Additional Features.....	45
Property Alerts.....	45
Market Trends and Insights.....	46
14. Resources and Support.....	50
15. FAQs.....	52
Common Questions and Answers.....	52
Accessibility →.....	52
Building a Property →.....	52
Buying a Property →.....	52
Community →.....	52
Energy saving →.....	52
FAQs →.....	52
General Information →.....	53
Getting Started →.....	53
International Relocation Guides for Jamaicans →.....	53
Legal and Contractual →.....	53
Living in Jamaica →.....	53
Moving to Jamaica →.....	53
Property Financing →.....	54
Property Listings →.....	54
Realtor Services →.....	54
Renting a property →.....	54

Selling a Property →.....	54
All articles →.....	54
Glossary .....	56
Key Terms and Definitions.....	56
Contact Us.....	57
Customer Support Information.....	57
Before to submit a ticket .....	57
Please check the following before you submit a ticket .....	58
How to obtain support .....	58
Appendix .....	58
GDPR Access Request.....	58
Accessing Your GDPR Rights on Jamaica Homes .....	58
Legal Disclaimers.....	60

This index page provides an organized structure for users to navigate through the Jamaica Homes user guide efficiently and access relevant information based on their needs and interests.

# 1. Introduction

## Welcome to Jamaica Homes

Welcome to [Jamaica Homes](https://jamaica-homes.com) (jamaica-homes.com), your premier destination for all your real estate needs in Jamaica. Whether you're looking to buy, sell, or rent property, Jamaica Homes provides you with a comprehensive platform to explore, discover, and connect with the vibrant real estate market in [Jamaica](#).

At Jamaica Homes, we understand the significance of finding the perfect home or investment property in Jamaica. Our user-friendly platform is designed to streamline your [property search](#)<sup>4</sup>, offering an extensive database of listings<sup>5</sup> that cater to a wide range of preferences and budgets. From luxurious beachfront villas to cozy urban apartments, we have something for everyone.

Not only does Jamaica Homes offer an extensive collection of property listings in Jamaica, but we also provide valuable resources and tools to empower you throughout your real estate journey. Whether you're a first-time homebuyer, a seasoned investor, or an existing property owner looking to sell overseas or in Jamaica, our platform offers the guidance and support you need to make informed decisions.

With advanced search features, virtual tours, and direct communication with experienced real estate agents and realtors<sup>6</sup>, Jamaica Homes offers a seamless and personalized experience tailored to your specific requirements. Our commitment to customer satisfaction ensures that your real estate experience with us is nothing short of exceptional.

Whether you're dreaming of owning a piece of the rock or seeking lucrative investment opportunities on the island of Jamaica, Jamaica Homes (jamaica-homes.com) is your trusted partner every step of the way. Join us on your real estate journey and let Jamaica Homes help you find your perfect place in the sun.

## Overview of Jamaica Homes Platform

### Part 1: Technology Overview

Jamaica Homes (<https://jamaica-homes.com>) operates at the forefront of technological innovation, offering a robust platform and or portal designed to meet the diverse needs of agents, companies, and

---

<sup>4</sup> Search Engine: Users can search for properties based on various criteria like location, price range, and property type.

<sup>5</sup> Listings: Sellers or agents can advertise properties for sale or rent.

<sup>6</sup> A Realtor in Jamaica is a licensed real estate professional who is a member of the Realtors Association of Jamaica (RAJ), adhering to a strict code of ethics and standards in facilitating property transactions.

real estate professionals in Jamaica and abroad. Let's delve into the technological aspects that make Jamaica Homes a cutting-edge solution in the thriving Jamaica real estate industry.

### **Advanced Search Functionality**

At the heart of Jamaica Homes lies its powerful search bar, equipped with advanced features such as auto-complete suggestions and customizable filters. This empowers clients to make precise property queries and discover listings tailored to their unique preferences effortlessly. The platform's sophisticated search algorithms ensure that users can find exactly what they're looking for with ease.

### **Responsive Design<sup>7</sup> And Mobile Optimization<sup>8</sup>**

Recognizing the importance of mobile accessibility, Jamaica Homes is optimized for seamless browsing on all devices. Whether clients are using smartphones, tablets, or desktop computers, they can access our platform with ease, ensuring a seamless user experience across all platforms. This mobile optimization ensures that users can browse listings, schedule appointments, and interact with agents on the go, enhancing convenience and accessibility.

### **Lead Management<sup>9</sup> Excellence**

Jamaica Homes boasts a high-converting lead catcher system that ensures no opportunity slips through the cracks. With strategically embedded lead generation forms<sup>10</sup> and inquiry mechanisms, agents can effortlessly collect and manage leads, fostering better customer relationships and maximizing sales potential. The platform's seamless integration with [Jamaica Homes CRM](#)<sup>11</sup> streamlines lead management<sup>12</sup> processes, [allowing agents to track leads](#), [manage deals](#), and [monitor activities](#) within a single interface.

---

<sup>7</sup> Responsive design is an approach to web design that ensures a website's layout and content adapt seamlessly to different screen sizes and devices, providing an optimal user experience across all platforms.

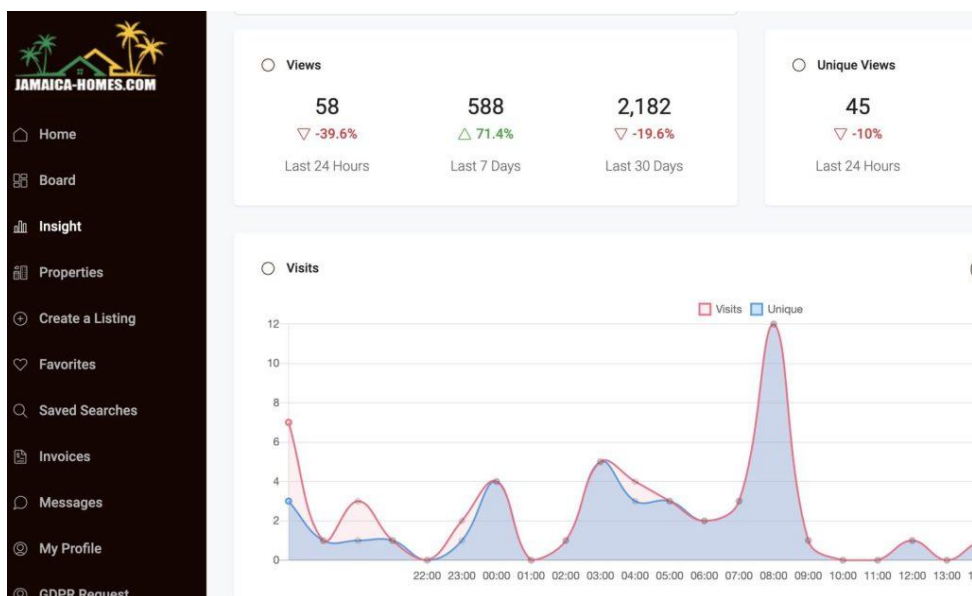
<sup>8</sup> Mobile optimization for a website involves designing and adjusting its layout, content, and functionality to ensure optimal viewing and usability on mobile devices such as smartphones and tablets.

<sup>9</sup> Lead management for Jamaica homes involves systematically capturing, tracking, and nurturing potential property buyers or sellers to facilitate successful transactions within the Jamaican real estate market.

<sup>10</sup> A lead generation form for Jamaica homes is an online form that collects contact information and preferences from potential buyers or sellers interested in properties within the Jamaican real estate market.

<sup>11</sup> A CRM, or Customer Relationship Management system, is a software tool that helps businesses manage interactions and relationships with current and potential customers.

<sup>12</sup> Lead Management (CRM): Built-in system for agents to manage inquiries, leads, and deals related to listed properties.



## Integrated Property Management System

In addition to lead management, Jamaica Homes offers a comprehensive [property management system](#)<sup>13</sup> seamlessly integrated into its CRM. From tracking leads and monitoring activities to managing deals and transactions, our platform provides agents with the tools they need to thrive in today's competitive market. This integrated approach ensures efficiency and accuracy in property management processes, empowering agents to deliver exceptional service to their clients.

Properties	Image	Property Name	Status	Property Type	For Sale	Price	Other
<ul style="list-style-type: none"> <li>All (18)</li> <li>Mine (12)</li> <li>Published (12)</li> <li>Pending (2)</li> <li>Expired (0)</li> <li>Draft (4)</li> <li>On Hold (0)</li> <li>Disapproved (0)</li> </ul>		<b>Sprawling Farm Estate in Oracabessa</b>	Approved	Hotel	For Sale	USD\$1,750,000	Yes
		Oracabessa, Saint Mary, Middlesex County, Jamaica					
		<b>Tamarind Great House, ORACABESSA, St Mary Parish</b>	Draft	Hotel	For Sale	USD\$1,750,000	No
		Oracabessa, Saint Mary, Middlesex County, Jamaica					

## Cutting-Edge Features

Jamaica Homes is equipped with a range of cutting-edge features designed to enhance the user experience and drive growth. From interactive property tours and image galleries to customizable search criteria and advanced analytics, our platform offers everything agents and clients need to succeed in the real estate industry. With continuous updates and improvements, Jamaica Homes remains at the forefront of technological innovation, delivering unparalleled value to users across Jamaica.

<sup>13</sup> A Property Management System for Jamaica homes is software designed to streamline and automate tasks related to rental property operations, including tenant management, rent collection, maintenance tracking, and financial reporting.



## Part 2: Feature Highlights

Jamaica Homes is packed with features designed to streamline property management, enhance client interactions, and drive growth for agents and agencies. Let's explore some of the key features that set Jamaica Homes apart in the real estate industry.

### Powerful Search Bar

The Jamaica Homes search bar is equipped with advanced features that allow clients to make precise property queries and discover listings tailored to their unique preferences effortlessly. With auto-complete suggestions, customizable filters, and location-based search options, users can find exactly what they're looking for with ease.

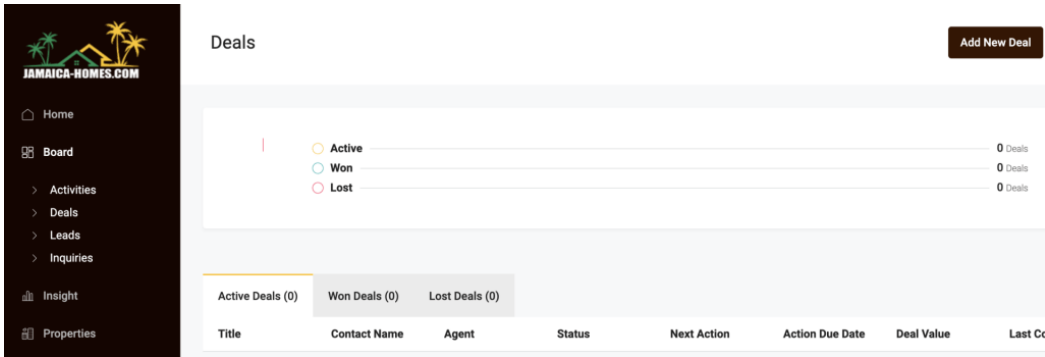
### Lead Generation Forms<sup>14</sup>

The image displays two examples of lead generation forms. The left form, titled "Schedule A Tour", features a "Tour Type" dropdown menu, "Date" and "Time" selection fields, and a "Your Information" section with input fields for Name, Phone, and Email, along with a "Message" text area. A checkbox at the bottom indicates agreement to terms of use. The right form includes a date picker for April 9-12, "Tour Type" buttons for "In Person" and "Video Chat", and input fields for Time, Name, Phone, Email, and Message, also with a terms of use checkbox.

Jamaica Homes boasts strategically embedded lead generation forms and inquiry mechanisms that enable agents to effortlessly collect and manage leads. Whether it's through property pages, agent profiles, or side-by-capture forms, our platform ensures that no lead goes unnoticed, maximizing sales potential and fostering better customer relationships.

### Integrated CRM System

<sup>14</sup> Lead generation forms are online forms used to collect contact information and other relevant details from potential customers or clients interested in a product or service.



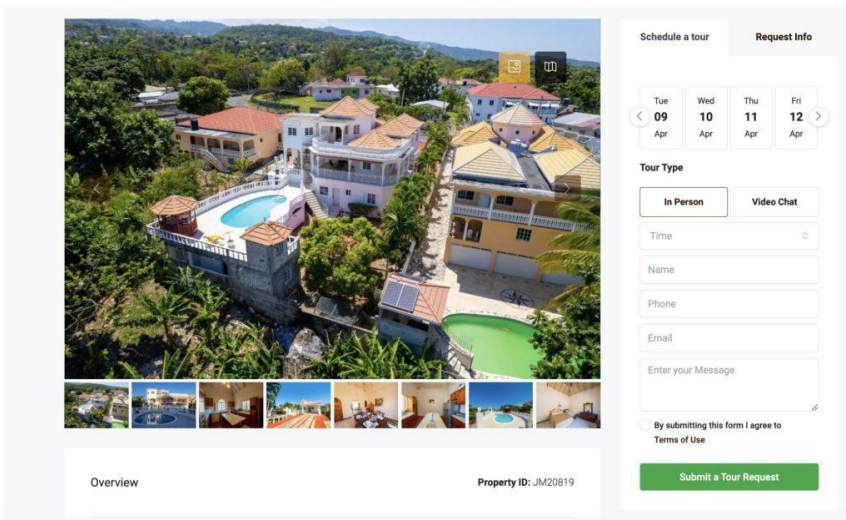
Our platform’s seamless integration with Jamaica Homes CRM streamlines lead management processes, allowing agents to track leads, manage deals, and monitor activities within a single interface. This integrated approach ensures efficiency and accuracy in property management processes, empowering agents to deliver exceptional service to their clients.

### Mobile Optimization

Recognizing the importance of mobile accessibility, Jamaica Homes is optimized for seamless browsing on all devices. Whether clients are using smartphones, tablets, or desktop computers, they can access our platform with ease, ensuring a seamless user experience across all platforms. This mobile optimization enhances convenience and accessibility, allowing users to browse listings, schedule appointments, and interact with agents on the go.

### Interactive Property Tours

With Jamaica Homes, clients can schedule property tours and appointments online or through their mobile devices, facilitating easy property views and interactions. Our platform’s interactive property tours and image galleries provide clients with a comprehensive view of available listings, enhancing their browsing experience and driving engagement.



## Part 3: Exposure<sup>15</sup> And Growth Opportunities

Jamaica Homes offers unparalleled exposure<sup>16</sup> and growth opportunities for agents and agencies, thanks to its extensive reach, international presence, and powerful marketing capabilities. Let's explore how Jamaica Homes can help agents expand their reach and drive success in the real estate industry.

### **Global Reach And Translation Capabilities**

With translation capabilities in over 60 languages, Jamaica Homes ensures maximum exposure for listings, both locally and internationally. This enables agents to tap into new markets and reach a diverse audience of potential buyers, driving growth and success in the ever-evolving real estate industry.

### **Social Media Presence**

Jamaica Homes maintains an extensive social media presence, with all property listings being posted to multiple social media accounts. This ensures that listings receive maximum visibility and reach, driving engagement and generating leads for agents and agencies.

### **IDX And MLS Integration**

Through IDX and MLS integration, Jamaica Homes facilitates seamless collaboration between agents and agencies. By syncing real estate listings in real-time and updating information regularly, our platform ensures accuracy and efficiency in property management and marketing efforts, driving growth and success for agents and agencies.

### **SEO Optimization**

The Jamaica Homes platform is SEO optimized<sup>17</sup>, making property data searchable in Google and other search engines. This ensures that listings receive maximum visibility and exposure online, driving traffic and generating leads for agents and agencies.

### **Professional Profile Pages**

Jamaica Homes provides professional profile pages for agents and agencies, allowing them to showcase their listings, ratings, and reviews. This enhances credibility and trustworthiness, making agents and agencies more accessible and approachable to potential clients.

---

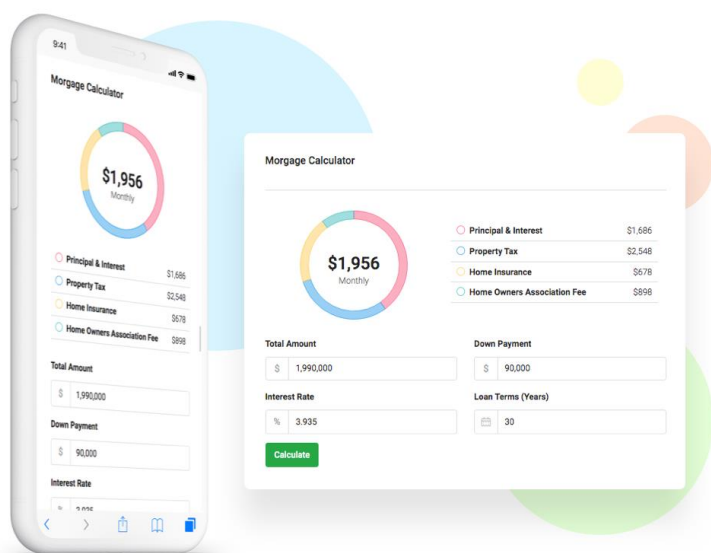
<sup>15</sup> Exposure: Offers sellers a wider audience for their properties

<sup>16</sup> Exposure in terms of real estate listing refers to the visibility and reach of a property listing to potential buyers or renters through various marketing channels such as online platforms, social media, and traditional advertising methods.

<sup>17</sup> SEO, or Search Engine Optimization, is the practice of enhancing a website's visibility and ranking in search engine results pages to attract organic traffic and improve online presence.

## Part 4: Mortgage Calculator And Additional Features

In this section, we'll delve into the mortgage calculator feature offered by Jamaica Homes, as well as other notable functionalities that enhance user experience and efficiency on the platform.



### Mortgage Calculator:

One of the standout features of Jamaica Homes is its integrated mortgage calculator, designed to assist users in making informed financial decisions when it comes to purchasing property. This tool is particularly beneficial for prospective buyers who want to estimate their monthly mortgage payments based on factors such as loan amount, interest rate, and loan term.

#### How It Works:

- Users can access the mortgage calculator<sup>18</sup> directly from the Jamaica Homes platform.
- They input relevant details such as loan amount, interest rate, loan term, and down payment.
- Upon submission, the calculator provides an estimate of the monthly mortgage payment, including principal and interest.
- Users can adjust the parameters to explore different scenarios and understand how changes in loan terms affect their monthly payments.

<sup>18</sup> A mortgage calculator for Jamaica homes is a tool used to estimate monthly mortgage payments based on factors like loan amount, interest rate, and repayment term, aiding buyers in financial planning for property purchases in Jamaica.

## Benefits:

1. **Financial Planning:** The mortgage calculator empowers users to plan their finances effectively by providing accurate estimations of mortgage payments.
2. **Decision Making:** Prospective buyers can use the calculator to evaluate affordability and determine suitable loan options.
3. **Transparency:** By offering transparency into the financial aspects of property ownership, Jamaica Homes fosters trust and confidence among users.

## Additional Features:

In addition to the mortgage calculator, Jamaica Homes offers other features aimed at enhancing user experience and facilitating seamless property transactions:

4. **Currency Switcher:** Users have the flexibility to view property prices in different currencies, catering to an international audience and facilitating cross-border transactions.
5. **Property Stats:** Agents benefit from access to detailed property statistics, including views, favorites, and other engagement metrics. This data allows them to track the performance of their listings and make informed decisions.
6. **360-Degree Tours:** Property listings on Jamaica Homes may include immersive 360-degree tours, providing prospective buyers with a comprehensive view of the property's interior and exterior.
7. **Reviews and Ratings:** Users can leave reviews and ratings for properties they have interacted with, contributing to a transparent and trustworthy marketplace.
8. **Mobile Optimization:** The platform is optimized for mobile devices, ensuring a seamless browsing experience for users on smartphones and tablets.

## 2. Creating an Account

This section will walk you through creating an account<sup>19</sup> on Jamaica Homes.

### What you'll need:

- A computer, phone, or tablet with an internet browser (e.g., Google Chrome, Safari, Firefox)
- An email address

### Steps:

---

<sup>19</sup>

**1. Open Jamaica Homes:**

- In your web browser, navigate to <https://jamaica-homes.com>.

**2. Find the Registration Link:**

- Look at the top right corner of the page. You should see buttons for "Login" and "Register."
- **Mobile/Tablet Users:** If you're using a mobile device or tablet, you might not see "Login" and "Register" right away. Look for a small person icon (it might be inside a circle). Clicking this icon will usually reveal the login/register options.

**3. Click "Register":**

- A pop-up window will appear.

**4. Fill out the Registration Form:**

- Enter your first name.
- Enter your last name or a username (without spaces).
- Enter your email address.
- Select your account type (e.g., Agent).
- Check the box next to "I agree with the Terms and Conditions" (be sure to read them first).
- Complete the reCAPTCHA verification (usually clicking a box that says "I'm not a robot" and following any additional instructions).

**5. Create Your Account:**

- Click the "Register" button.

**6. Check Your Email:**

- You should receive a welcome email from Jamaica Homes containing your username and password.

**7. Log In to Your Account:**

- Go back to the Jamaica Homes website (<https://jamaica-homes.com>).
- Click "Login" (top right corner).

**8. Enter Your Login Credentials:**

- In the username/email field, enter the username or email address provided in the welcome email.
- In the password field, enter the password provided in the welcome email.
- (Optional) Click "Remember Me" if you want to stay logged in on this device.
- Complete the reCAPTCHA verification again.

**9. Log In:**

- Click "Login."

**10. Congratulations!**

- You should now be logged in to your Jamaica Homes dashboard located at [\[https://jamaica-homes.com/board/\]](https://jamaica-homes.com/board/).

**Alternative Method: Sign in with Google**

11. During the registration step (step 3), instead of filling out the form, click the button "Sign in with Google" (if available).
12. Follow the on-screen prompts to log in with your Google account. This will automatically create a Jamaica Homes account linked to your Google account.

### **Benefits of Signing in with Google:**

- You won't need to remember a separate password for Jamaica Homes.
- It's a faster way to create an account.

**Note:** Whichever method you choose, be sure to keep your username and password (or Google account login information) secure.

## **3. Navigating the Dashboard**

This section will show you how to navigate the Jamaica Homes dashboard after you've logged in (refer to the previous guide for login instructions).

### **Accessing the Dashboard:**

1. Once logged in, locate your user icon in the top right corner of the screen. It might be a small person icon or your profile picture.
2. Click on the user icon. A drop-down menu will appear.
3. Several options will be listed, including "Dashboard." Click "Dashboard" to access the main area.

### **Exploring the Dashboard Features:**

The dashboard is organized with sections on the left-hand side and additional options at the top. Here's a breakdown of the key features:

#### **Left-hand side sections:**

- **Board:** This section provides an overview of your listings. It includes sub-sections like:
  - Activities: Shows recent activities related to your listed properties.
  - Deals: Tracks your deals related to properties (active, lost, etc.).
  - Leads: Lists potential clients interested in your properties. You can send updates or property links to them.

- Inquiries: Shows inquiries received about your listings (bookings, virtual tours, etc.).
- **Insights:** Provides data on visitors to your listings from various social media platforms. This helps you track which channels are most effective.
- **Properties:** Manages your properties. It has sub-categories for:
  - All Properties: Shows a summary of your listings with counts for published<sup>20</sup>, pending<sup>21</sup>, expired, etc.
  - Create a Listing: Starts the process of adding a new property listing.
- **Favorites:** (Applicable for visitors/buyers) Lists properties marked as favorites for future reference.
- **Saved Searches:** (Applicable for visitors/buyers) Shows saved property searches that trigger email notifications when new listings match the criteria.
- **My Messages:** Shows messages sent by registered users on the Jamaica Homes website who contacted you about properties.
- **My Profile:** Allows you to update your profile information. This information is also used for your public agent page (searchable by Google).
- **Log Out:** Ends your current session.

### Top section options:

- **Jamaica Homes logo:** Clicks back to the Jamaica Homes homepage.
- **Home icon:** Another way to access the Jamaica Homes homepage.
- **Board link:** This duplicates the "Board" section from the left-hand side menu.

### Tips:

- Each section within "Board" and "Properties" might have additional functionalities like filtering or adding new entries. Explore each section for its specific features.
- The Jamaica Homes dashboard<sup>22</sup> serves as a central hub for managing your listings, leads<sup>23</sup>, inquiries<sup>24</sup>, and communication with potential clients.

By following these steps and exploring the features, you'll be comfortable navigating the Jamaica Homes dashboard and managing your properties effectively.

---

<sup>20</sup> Published Listing: A property listing that is live and viewable by all users on Jamaica Homes.

<sup>21</sup> Pending Listing: A property listing that is undergoing review by Jamaica Homes before going live

<sup>22</sup> Dashboard (Agent): A centralized location within Jamaica Homes for agents to manage listings, leads, deals, and client communication.


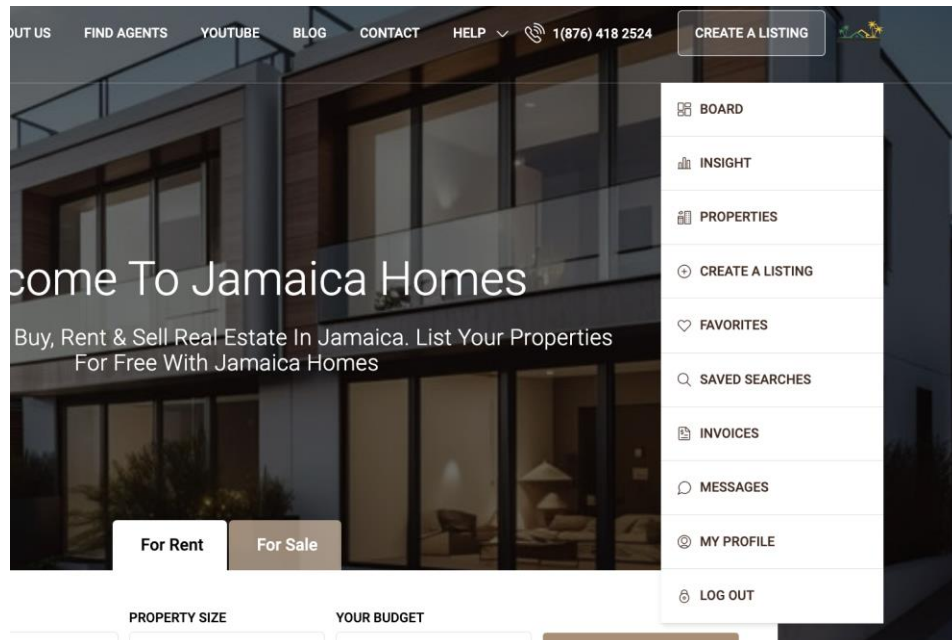
<sup>23</sup> Lead: A potential buyer or tenant who has expressed interest in a property on Jamaica Homes. This can be through inquiries, saved searches, or viewing listings.

<sup>24</sup> Inquiry: A message sent by a potential buyer/tenant to an agent through Jamaica Homes, expressing interest in a property or requesting information.



## 4. Setting Up Profile

This section will walk you through updating your profile on Jamaica Homes.



### Requirements:

- A computer, phone, or tablet with an internet browser.
- Your Jamaica Homes login credentials (username and password).

## Steps:

### 1. Log in to Jamaica Homes:

- Go to <https://jamaica-homes.com/my-profile>.
- Click "Login" in the top right corner (refer to previous guide for login instructions if needed).

### 2. Access Your Profile:

- Locate the user icon in the top right corner of the screen (it might be a small person icon or your profile picture).
- Click the user icon and a drop-down menu will appear.
- Select "My Profile" from the menu.
- This will redirect you to your profile page, typically at <https://jamaica-homes.com/my-profile>.

### 3. Update Your Profile Information:

- The profile page has various sections you can edit. Here's a breakdown:
  - **Basic Information:** This includes your email address, first name, last name, public name (displayed publicly), title/position, real estate license (for agents only), mobile number, WhatsApp number with country code (optional), Telegram (optional), Line ID (optional), tax number (optional), additional phone number (optional), fax number (optional), and preferred language.
  - **Company Details:** Enter your company name (if applicable) and company address (if applicable).
  - **Service Areas:** List the areas you operate in (e.g., Kingston, entire country).
  - **Specialties:** Describe your areas of expertise in real estate (e.g., selling luxury properties, finding rentals).
  - **About Me:** Write a short description about yourself, your experience, qualifications, and skills.
    - **Important:** Avoid including links in this section. Links can get your profile banned or removed.
  - **Social Media:** Add links to your social media profiles (Facebook, LinkedIn, Google+, TikTok, Verma, website, Instagram, [YouTube](#), Pinterest, Skype ID). Only fill out the boxes for platforms you use.
  - **Currency:** Choose your preferred currency for displaying property prices (JMD, USD, GBP, etc.).
  - **Change Password:** Enter a new password, confirm it, and click "Update Password."

### 4. Save Your Changes:

- After making any edits, scroll down and click the green "Update Profile" button to save your changes.

### 5. Delete Account (Warning):

- This section allows you to permanently delete your account. Click "Delete Account" only if you're absolutely sure. **This action cannot be undone.**

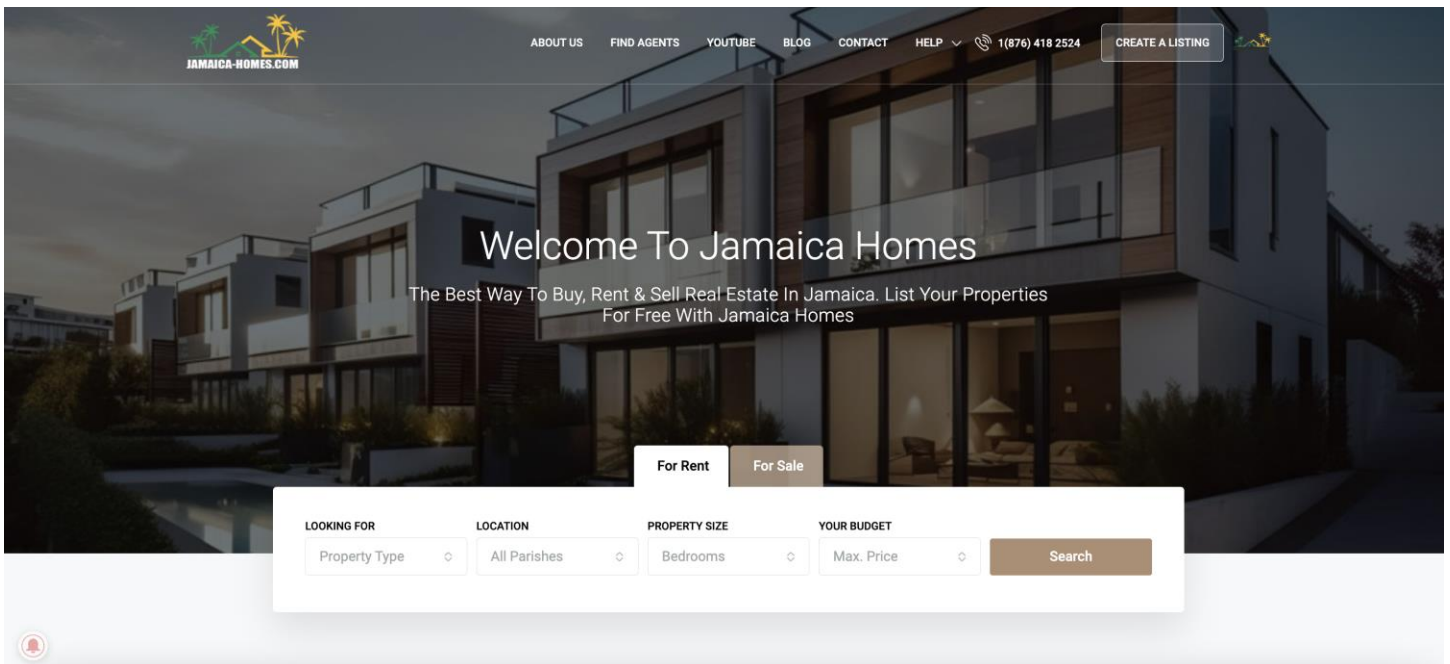
### Tips:

- Remember to click "Update Profile" after making any changes.
- Update your profile with accurate and relevant information to enhance your credibility and attract potential clients.
- Keep your profile description clear, concise, and informative.

By following these steps, you can easily update your profile on Jamaica Homes and ensure it accurately reflects your professional image.

## 5. Searching for Properties

This guide will show you how to use basic and advanced search features on Jamaica Homes (<https://jamaica-homes.com>).



### Basic Search:

1. **Visit the Jamaica Homes website:** Go to <https://jamaica-homes.com>.
2. **Choose Property Type:**

- Underneath the banner, you'll see options for "For Rent" and "For Sale." Select the option based on your needs.

### 3. Filter by Location:

- In the "Location" field, select the parish where you'd like to find properties (e.g., Kingston, St. Andrew, Manchester).

### 4. Set Bedroom Count:

- Use the "Bedrooms" dropdown to choose the desired number of bedrooms.

### 5. Set Budget:

- In the "Max Price" field, enter your maximum budget or leave it blank for any price range.

### 6. Click Search:

- Click the "Search" button to view matching properties.

## Advanced Search:

The screenshot displays the Jamaica Homes website's advanced search interface. At the top, there is a navigation bar with links for ABOUT US, FIND AGENTS, YOUTUBE, BLOG, CONTACT, HELP, and a phone number 1(876) 418 2524. A 'CREATE A LISTING' button is also present. Below the navigation bar is a search bar with the placeholder text 'Enter an address, town, street, zip or property ID'. To the right of the search bar are filters for 'Beds', 'Max. Price', 'Advanced', and 'Search'. Below the search bar are dropdown menus for 'All States', 'All Cities', 'For Rent', 'Bathrooms', and 'Label'. The search results page shows '4 Results Found' and a 'Sort by: Default Order' dropdown. A 'Save Search' button is visible. The first result is 'The Haven, Stonebrook Manor, Trelawny Falmouth' with a price of 'USD\$950/Monthly'. The second result is 'COMMERCIAL' with a price of 'USD\$595/weekly'. A 'Featured' section on the right shows a property for sale for 'USD\$1,750,000' in Oracabessa, Saint Mary, Middlesex Cou... The website logo 'JAMAICA-HOMES.COM' is in the top left corner.

## Finding the Advanced Search:

- Basic search is quick for general needs. For more specific searches, use the advanced search option.
- The location of the advanced search bar depends on the page you're on:
  - **Front Page:** Advanced search is not available on the front page. Use the basic search options there.

- **Search Results Page & Other Pages:** Look for the search bar at the top of the page (except the Jamaica Homes dashboard).

## Using the Advanced Search Bar:

### 7. Location:

- Enter an address, town, street name, or property ID in the search bar.
- The system might suggest matching locations based on your input.

### 8. Basic Filters (Optional):

- Similar to basic search, you can set filters for "Beds" (minimum bedrooms) and "Max Price."

### 9. Advanced Options (Click "Advanced" button):

- Click the "Advanced" button next to the search bar to reveal more filters.
- **Parishes:** Refine your location by selecting specific parishes.
- **Cities/Towns:** Narrow down your search by choosing specific cities or towns within a parish.
- **Additional Features:** Select features you're interested in, such as "New Construction," "Pending," or "Subject to Contract."
- **Bathrooms:** Choose the minimum number of bathrooms desired.
- **Labels:** Filter by labels Realtors use to describe properties (e.g., "Back on Market," "Investment Property").

### 10. Click Search:

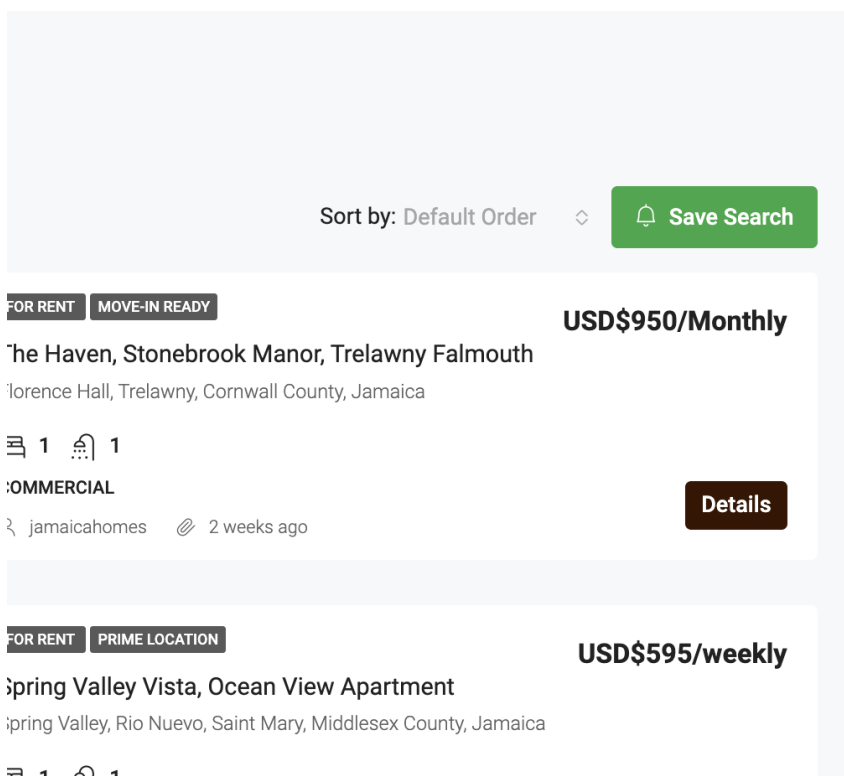
- After applying your desired filters, click the "Search" button to find properties matching your advanced criteria.

## Tips:

- Use a combination of basic and advanced search options to find properties that best suit your needs.
- Explore the various filters in the advanced search to target your ideal property location and features.
- By refining your search, you can save time and focus on the most relevant properties.

## Saved Searches

Here's how to save your property searches on Jamaica Homes:



## Requirements:

- A Jamaica Homes account (free to create).

## Steps:

### 1. Perform a Search:

- Use either basic or advanced search options to find properties that match your criteria (refer to the previous guide for search instructions).

### 2. Save the Search:

- After filtering your search results, locate the "Save Search" button. It might be near the top or bottom of the search results page.

### 3. Benefits of Saving Searches:

- Clicking "Save Search" will add this specific search with its criteria to your account.
- Whenever new properties are listed that meet your saved search criteria, you'll receive email notifications from Jamaica Homes.

## Who can benefit from Saved Searches?

- **Buyers:** Stay updated on new listings that fit your budget, location, and desired features.
- **Sellers:** Track similar properties hitting the market to understand current pricing trends.
- **Real Estate Agents:** Monitor new listings relevant to your clients' needs.



## Additional Notes:

- Creating a Jamaica Homes account is necessary to use the "Save Search" feature.
- Saved searches allow you to be proactive in your property search and receive updates conveniently.

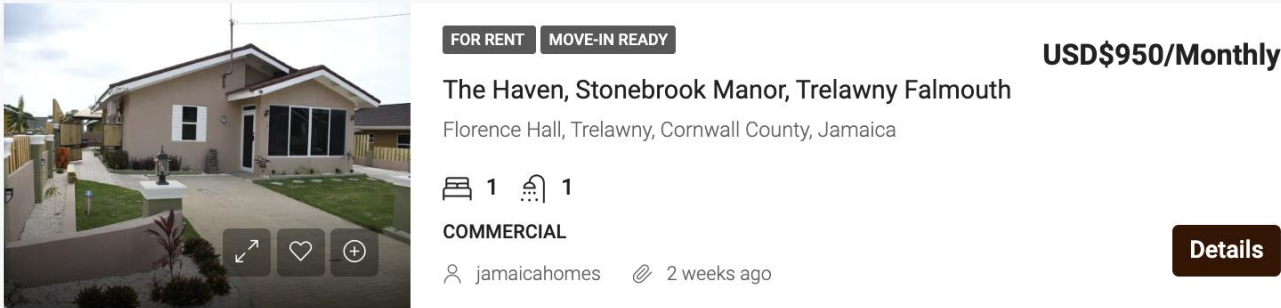
## 6. Viewing Property Listings

This section will show you how to view property listings on Jamaica Homes, including property details, photos and videos, and virtual tours.

Home > Search Results

# Search Results

4 Results Found Sort by: Default Order Save Search



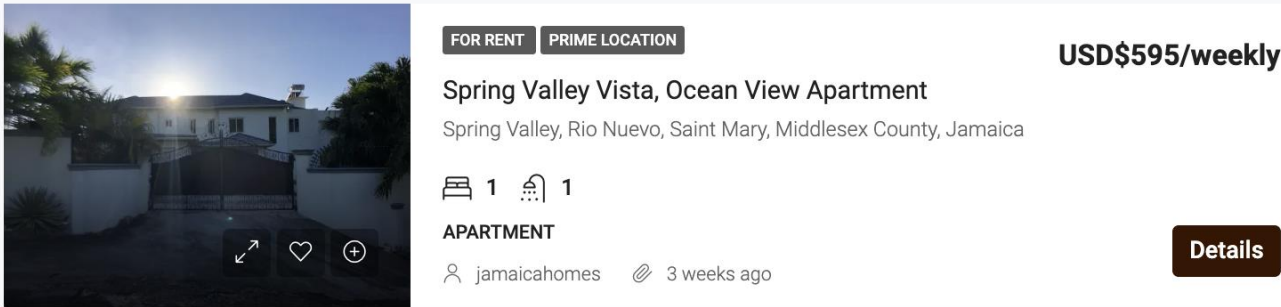
**FOR RENT** **MOVE-IN READY** **USD\$950/Monthly**

**The Haven, Stonebrook Manor, Trelawny Falmouth**  
Florence Hall, Trelawny, Cornwall County, Jamaica

1 **bed** 1 **bath**

**COMMERCIAL**

jamaicahomes 2 weeks ago Details




**FOR RENT** **PRIME LOCATION** **USD\$595/weekly**

**Spring Valley Vista, Ocean View Apartment**  
Spring Valley, Rio Nuevo, Saint Mary, Middlesex County, Jamaica

1 **bed** 1 **bath**

**APARTMENT**

jamaicahomes 3 weeks ago Details



**FOR RENT** **BARGAIN DEAL** Start from **USD\$2,450/Weekly**

## Finding Listings:

There are two main ways to find property listings on Jamaica Homes:

1. **Featured Properties:** The homepage showcases featured properties. Scroll down and click on the image or title of a property to view its details.
2. **Search:** Use the search bar (available on most pages) to filter properties by location, type, price, and other criteria (refer to the previous guide for search instructions).

### Viewing Property Details:

Once you click on a property listing, you'll see a dedicated page with various sections:

- **Main Image:** This large image showcases the property. Click on it for a full-screen view and realtor contact details.
- **Image Gallery:** Below the main image, you'll find smaller thumbnails. Clicking on these lets you quickly scroll through additional photos.
- **Property Details:** This section provides key information like title, location, address, property type (e.g., apartment, house), number of bedrooms and bathrooms, and a detailed description.
- **Virtual Tour (if available):** Look for a video embedded on the page. Click the play button (usually a red symbol) to start the virtual tour.
- **Walk Score:** This score indicates how walkable the property's location is.
- **Mortgage Calculator:** Use this tool to estimate potential mortgage payments (might not be available on all listings).
- **Realtor Contact Details:** This section displays the realtor's information so you can easily contact them.

### Saving Properties (Requires Account):

- Click the "Favorite" icon (top right corner) to save the property for future reference. You'll need a Jamaica Homes account for this feature.

### Scheduling a Tour (Requires Account):

- On the desktop version, look for the "Schedule a Tour" section on the right side. Select a date, specify if you prefer an in-person or video chat tour, enter your name, email, phone number, and message. Agree to the terms and submit the request.
- On the mobile version, scroll down past the photos and description to the "Schedule a Tour" section. It functions similarly to the desktop version.

### Leaving Agent Feedback (Requires Account):

- You can leave feedback about the realtor's service after contacting them through the listing page (account required).

### Additional Notes:



- The mobile version of the website is optimized for easy navigation.
- Property details might vary slightly depending on the specific listing.

By following these steps, you can effectively view property listings and explore all the features Jamaica Homes offers.


## 7. Contacting Agents




### Sending Inquiries






This section explains how to send inquiries about properties on Jamaica Homes (<https://jamaica-homes.com/>).

Contact Information View Listings

---




 jamaicahomes  
 +18764182524  1-876-418-2524

Enquire About This Property

---

<b>Name</b>	<b>Phone</b>
<input type="text" value="Enter your name"/>	<input type="text" value="Enter your Phone"/>
<b>Email</b>	<b>I'm a</b>
<input type="text" value="Enter your email"/>	<input type="text" value="Select"/>
<b>Message</b>	
<input type="text" value="Hello, I am interested in [The Haven, Stonebrook Manor, Trelawny Falmouth]"/>	
<input type="checkbox"/> By submitting this form I agree to Terms of Use	
<input type="checkbox"/> I'm not a robot	 reCAPTCHA Privacy - Terms

## Two Ways to Send Inquiries:

1. **General Inquiry:** Use this if you haven't found a specific property yet or need general guidance.
2. **Inquiry About a Specific Property:** Use this if you're interested in a particular listing.

### General Inquiry:

3. **Go to Jamaica Homes:** Open <https://jamaica-homes.com/> in your web browser.
4. **Access Inquiry Form:**
  - Go to the top navigation bar.
  - Hover over "Help."
  - Click on "Inquiry."
5. **Fill Out the Form:**
  - Enter your first name.
  - Enter your last name.
  - Enter your email address.
  - (Optional) In the "Message" field, you can specify your general inquiry or questions.
  - (Optional) Select the property type you're interested in (e.g., apartment, house).
6. **Submit Inquiry:** Click the "Send" button. Your inquiry will be received by Jamaica Homes and someone will get back to you.

### Inquiry About a Specific Property:

7. **Find the Property:**
  - Use the search bar (available on most pages) to find a property that interests you. You can filter by location, type, price, and other criteria (refer to the previous guide for search instructions).
  - Alternatively, browse featured properties on the homepage.
8. **Open Property Listing:**
  - Click on the image or title of the property to view its details.
9. **Desktop Version:**
  - Look for the "Schedule a Tour" or "Request Info" tab on the right side of the property listing page.
10. **Mobile Version:**
  - Scroll down past the main pictures and property description.
11. **Select Inquiry Option:**
  - On both desktop and mobile versions, you'll see options like "Schedule a Tour" or "Inquire About Property." Choose "Inquire About Property" for this guide.
  - (Optional) Ignore the "Schedule a Tour" option unless you want to schedule a viewing.
12. **Fill Out the Inquiry Form:**
  - You'll see a form titled "Inquiry About Property" or "Request Information."

- Enter your email address.
- Enter your phone number (optional).
- Enter your name.
- Select your inquiry type: Buyer, Tenant, Agent, or Other.
- In the "Message" field, write a detailed message about your inquiry. Be specific about what interests you in the property. The more details you provide, the better assistance you'll receive.

### **13. Submit Inquiry:**

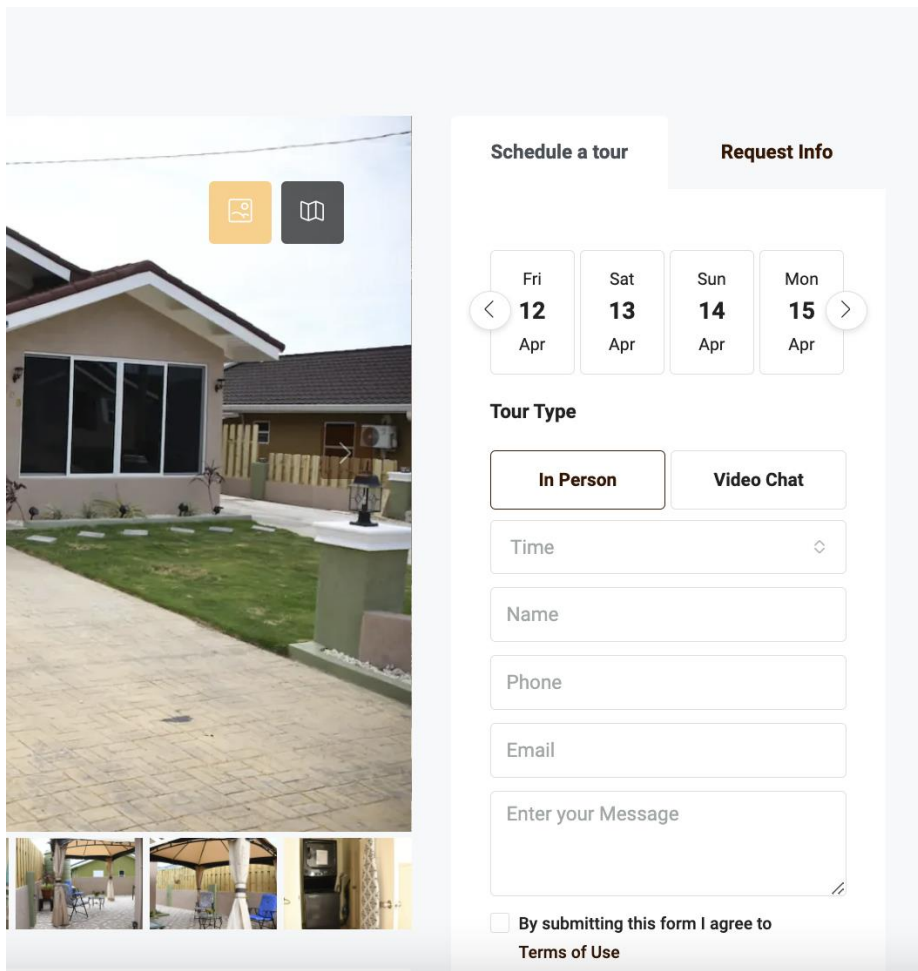
- Click the checkbox "I agree to the Terms of Use" (mandatory).
- Click the "Request Information" or "Send" button to submit your inquiry.

### **Additional Tips:**

- A Jamaica Homes account is not required to submit inquiries.
- Respond promptly if you receive a reply to your inquiry to keep the communication flowing.
- By providing clear and detailed inquiries, you'll get more relevant and helpful responses from Jamaica Homes.

## Scheduling Property Viewings and Contacting Real Estate Agents

### Scheduling Viewings and Contacting Agents on Jamaica Homes



The screenshot displays a property listing on the left and a scheduling form on the right. The property image shows a modern house with a large window and a paved driveway. The scheduling form has two tabs: "Schedule a tour" (active) and "Request Info". The date selector shows a calendar for April with the 13th highlighted. Below the date selector are two buttons for "In Person" and "Video Chat". The form includes input fields for "Time", "Name", "Phone", and "Email", followed by a text area for "Enter your Message". At the bottom, there is a checkbox for "By submitting this form I agree to Terms of Use".

Jamaica Homes makes scheduling viewings and contacting agents easy! Here's how:

#### Finding a Property:

1. Go to <https://jamaica-homes.com/>.
2. Use the search bar to find a property for rent or sale based on your criteria.

#### Scheduling a Viewing (Desktop):

3. Once you find a property you're interested in, a property page will open.
4. Look for the "Schedule a Tour" tab on the right side of the page.

#### Scheduling Options:

- **Schedule a Tour:**

- Choose between an in-person or video chat tour.
- Select a date and time.
- Enter your name, phone number, and message.
- Accept the terms and submit your request.

### **Requesting More Info (Desktop):**

5. Click the "Request Info" tab next to "Schedule a Tour."
6. Enter your name, email, and message describing your interest.
7. Select your inquiry type (Buyer, Tenant, Agent, Other).
8. Accept the terms and submit your request.

### **Scheduling a Viewing/Requesting Info (Mobile):**

9. Open the property listing.
10. Scroll down past the photos to find the "Schedule a Tour" or "Contact Information" section.
  - "Schedule a Tour" functions the same as on desktop.
  - "Contact Information" allows you to:
    - Click "Call" to dial the agent directly.
    - Click "Message" to send a message similar to the desktop request info option.

### **Agent Contact Information (Mobile):**

- A "sticky bar" appears at the bottom of your screen on any property listing.
- This bar displays the agent's picture, a call button, and a message button.
- You can always contact the agent from this bar regardless of the property you're viewing.

### **Additional Tips:**

- Agent profile pages also have contact buttons for reaching out directly.
- Jamaica Homes offers multiple ways to contact agents and schedule viewings, making communication efficient.

## **8. Selling a Property in Jamaica**

### **Listing a Property on Jamaica Homes**

This section takes you through listing your property on Jamaica Homes (<https://jamaica-homes.com/create-listing/>).

## Requirements:

- A Jamaica Homes account (refer to Jamaica Homes' guides for creating an account if needed).

## Steps:

### 1. Login and Access Listing Creation:

- Go to <https://jamaica-homes.com/>.
- Log in to your Jamaica Homes account.
- There are two ways to access the listing creation page:
  - Click the user icon in the top right corner and select "Create a Listing" from the pop-up menu.
  - Click the "Create a Listing" button at the top of the navigation bar (visible only when logged in).

### 2. Create Listing Form:

- You'll be directed to the "Create a Listing" page ([invalid URL removed] - for reference only).
- **Top Navigation:**
  - "Save as Draft" button (top right corner) allows you to save unfinished listings.
  - "Cancel" button (bottom left corner) discards your progress.

- "Next" button moves you to the next section (becomes available after completing the current section).
- **Listing Details:**
  - Enter a clear and descriptive title for your property.
  - Write a detailed description highlighting the property's features and benefits.
  - Select the property type (residential, commercial, land, etc.).
  - Choose the listing status (for rent, for sale, etc.).
  - Select any relevant listing labels (limited time offer, hot offer, etc.).
  - Set the price and currency (rental or sale price). You can also enable a price placeholder or "starting from" option.
  - Click "Next" to proceed.
- 3. Media:**
  - Drag and drop images to upload them. The first image becomes the featured image.
  - Re-arrange the uploaded images by dragging them into the desired order.
  - (Optional) Paste a video URL for a virtual tour.
- 4. Property Details:**
  - Enter the number of bedrooms and bathrooms.
  - Specify the total area size (square footage) and land area size (if applicable).
  - Select the units for area size (square feet, meters, etc.).
  - Indicate the number of garage spaces (optional).
  - List any additional details like appliances included with the property.
- 5. Features:**
  - Choose all applicable features from the list (accessibility features, location influences, other features).
- 6. Location:**
  - Start typing the address. The system will suggest matching addresses. Select the correct one.
  - Verify that the address is accurately reflected on the map. You can drag the pin to adjust the location.
  - (Optional) Enter latitude and longitude coordinates.
- 7. Submission:**
  - Click "Submit Property" to submit your listing for review by the Jamaica Homes team.

#### **Additional Notes:**

- You can save your listing as a draft at any point and complete it later.
- Jamaica Homes will review your listing before it goes live.

By following these steps, you can effectively list your property on Jamaica Homes and reach potential buyers or renters.

## Maximize Listing Exposure with Jamaica Homes and Social Media

As a Jamaica Homes agent with multiple listings, you can leverage social media to reach a wider audience and boost your listings' visibility. Here's a step-by-step guide:

### 1. Leverage Listing URLs:

- Once you have a listing on Jamaica Homes, copy its unique URL from the address bar of your web browser.

### 2. Promote on Social Media:

- **Platforms:** Focus on platforms like Facebook, Instagram, LinkedIn, and even TikTok (consider your target audience).
- **Posting the Link:**
  - Facebook, LinkedIn, Twitter: Paste the URL directly into your post. Social media platforms will automatically generate a preview with a property image.
  - Instagram: Include the link in your bio or stories (swipe-up feature).

### 3. Enhance Your Posts:

- **Facebook, LinkedIn, Twitter:**
  - Add a brief description of the property to entice viewers.
  - Include relevant hashtags related to location, type (e.g., #MontegoBayLuxury,#BeachfrontCondo), and amenities (#Pool,#OceanView).

### 4. Track Your Results:

- **Jamaica Homes Dashboard:**
  - Access the built-in "Insights" section after a few days of your social media campaign.
  - Analyze visitor data to see how many users found your listings through specific platforms (Facebook, Instagram, etc.).

### 5. Refine Your Strategy:

- Use the insights to identify which platforms perform best for your listings.
- Focus your social media efforts on the most effective platforms.

### Additional Tips:

- Maintain a consistent social media presence across platforms.
- Regularly update your audience about property status changes (price reductions, upcoming open houses).



- Utilize Jamaica Homes' CRM system to manage inquiries and leads generated from social media.

By following these steps, you can effectively leverage social media to showcase your Jamaica Homes listings and connect with potential buyers or tenants.

**Note:**

- Consider creating high-quality visual content (photos, videos) for your listings to further enhance social media engagement.

## 9. Managing Property Listings

### Managing Property Listings on Jamaica Homes

This section simplifies managing your property listings on Jamaica Homes (<https://jamaica-homes.com/>).

#### Access My Properties:

1. Log in to your Jamaica Homes account.
2. Click your user icon in the top right corner.
3. Select "My Properties" from the menu.

#### My Properties Page:

- This page displays all your listings categorized by status (Published, Pending, etc.).
- A search bar allows you to find specific properties by ID or keywords.
- Sorting options help organize listings by price, date, feature status, etc.

#### Individual Listing Management:

- Click on a specific listing to view details.
- The "Actions" menu provides options for each listing:
  - **View Stats:** See the listing's performance data for the past 10 days.
  - **Edit:** Modify the listing details (description, photos, etc.).
  - **Delete:** Remove the listing permanently (use with caution).
  - **Duplicate:** Create a copy of the listing as a draft for quick editing (useful for similar properties).
  - **Mark Sold/Expired<sup>25</sup>:** Update the listing status.

---

<sup>25</sup> Expired Listing: A property listing that has passed its designated listing period and is no longer viewable by default.

## Additional Features:

- "Create a Listing" button at the top allows for quick access to creating a new listing.
- Pagination feature helps navigate between pages if you have many listings.

**Overall, Jamaica Homes' My Properties page offers a user-friendly interface for managing your property listings, allowing you to easily view details, edit information, and track performance.**

## Interacting with Potential Buyers

This section explains how real estate agents in Jamaica can manage leads and interact with potential buyers using the [Jamaica Homes](#) agent dashboard.

### Accessing the Dashboard:

9. Register an account on Jamaica Homes (refer to previous guides for details).
10. Login to your account.
11. Click on your profile icon at the top right corner.
12. Select "Dashboard" from the menu.

### Dashboard Features:

- **Inbox:**
  - View all messages received from potential buyers.
  - Filter and mark messages as read or unread.
- **Deals:**
  - Track active and lost deals.
  - Manually add a new deal with details like contact name, deal value, and status.
- **Leads:**
  - View recent leads (last 24 hours, week, month).
  - Search and filter leads by various criteria (name, type, date).
  - Import and export leads for bulk management (if needed).
- **Lead Details:**
  - Access detailed information for each lead, including:
    - Name, phone number, type (buyer/tenant)
    - Date of lead creation
    - Inquiries made
    - Listings viewed
    - Saved searches
  - This information helps you understand their interests and target outreach effectively.

- **Adding Notes and Inquiries:**
  - Add personal notes for each lead to track interactions.
  - Manually add inquiries received outside the platform (phone calls, etc.).
- **Built-in Messaging System:**
  - Message registered buyers directly within the platform.
  - Respond to inquiries efficiently.

**Overall, the Jamaica Homes agent dashboard provides a centralized location for managing client interactions, leads, and communication, empowering you to nurture relationships and convert leads into sales.**

## 10. Buying a Property

### Finding the Perfect Property

**Searching for properties and connecting with real estate agents and or realtors in Jamaica is simple with Jamaica Homes (<https://jamaica-homes.com>)!**

#### Finding the Perfect Agent:

- **Find Agent Tab:** Located on the top navigation bar (desktop) or access it from the main menu (mobile, three horizontal lines icon).
- **Search Options:**
  - Enter an agent's name (if known).
  - Filter by category (specialization).
  - Select by city or region.
- **Agent Profiles:** View agent listings, contact details, social media links, and connect directly.

**Tips:** Leverage the combined expertise of agents, property developers, and local professionals to streamline your search.

#### Finding Your Ideal Property:

- **Search Bar:** Specify location, property type (rent/sale), parish, bedrooms, and budget.
- **Search Results:** Browse listings, view details, save favorites, and get notified of new matches.

#### Additional Tips:

- Utilize saved searches to stay updated on new properties meeting your criteria.
- Explore other sections of the Jamaica Homes' informative user guides for detailed instructions on other platform features.

**With Jamaica Homes, finding your dream property and connecting with local experts is just a few clicks away!**

## Making Offers

Jamaica Homes facilitates connecting potential buyers with sellers, but the offer process typically occurs directly between the parties. Here's a guide to navigate making an offer on a property listed on Jamaica Homes:

### Before You Make an Offer:

#### 1. Research Market Value:

- Research similar properties in the area to understand a fair offer range. Consider factors like size, location, amenities, and condition.

#### 2. Get Pre-Approval:

- Secure pre-approval for a mortgage from a lender. Knowing your budget beforehand strengthens your offer.

#### 3. Review Listing Details:

- Carefully review the property listing on Jamaica Homes. Pay close attention to the asking price, any special terms mentioned by the seller (e.g., "as-is"), and closing cost considerations.

### Making Your Offer:

#### 4. Contact the Listing Agent:

- The listing agent on Jamaica Homes represents the seller. Contact them to express your interest and submit your offer.

#### 5. Written Offer:

- It's recommended to submit a formal written offer outlining the following:
  - Purchase price you're offering.
  - Earnest money deposit amount (refundable deposit demonstrating your seriousness).
  - Closing date (desired date for ownership transfer).
  - Contingencies (conditions that must be met before finalizing the purchase, e.g., home inspection, mortgage approval).
  - Inclusions and exclusions (specify what appliances or fixtures are included in the sale).

## 6. Negotiation:

- The seller may counter your offer with a revised price or terms. Be prepared to negotiate and potentially compromise to reach an agreement.

### Additional Tips:

- **Highlight Your Strengths:**
  - If you're a pre-approved buyer with a strong financial position, emphasize that in your offer to make it more appealing.
- **Consider Closing Costs:**
  - Factor in closing costs (taxes, fees) besides the purchase price when determining your budget and offer amount.
- **Seek Professional Guidance:**
  - Consult a real estate attorney to ensure your offer is legally sound and protect your interests.

**Jamaica Homes does not directly participate in offer negotiations. However, the platform facilitates communication between buyers and sellers through the listing agent. They can guide you through the process and answer any questions you may have.**

**Remember, this guide offers a general overview. The specific offer process can vary depending on the property and seller's preferences. Always consult with a real estate professional for tailored advice.**

## Negotiating Deals

**Jamaica Homes** connects buyers and sellers, but negotiation primarily happens between the parties. This guide offers strategies for buyers, sellers, and agents on negotiating deals for properties listed on Jamaica Homes.

### For Buyers:

#### Before Negotiation:

- **Do Your Research:**
  - Understand the market value of similar properties to determine a fair offer range.
- **Get Pre-Approved:**
  - Secure pre-approval for a mortgage. Knowing your budget strengthens your position.
- **Prepare a Strong Offer:**
  - Consider offering a lower price initially, leaving room for negotiation.
  - Highlight your strengths as a buyer (pre-approved, flexible closing date).

- Include contingencies in your offer, like a home inspection approval.

### **Negotiation Strategies:**

- **Be Prepared to Walk Away:**
  - If the seller's counteroffer doesn't meet your needs, be prepared to walk away.
- **Focus on Value:**
  - Highlight factors beyond just price, like closing cost credits or repair inclusions.
- **Be Responsive and Respectful:**
  - Maintain clear communication with the seller's agent.

### **For Sellers:**

#### **Before Negotiation:**

- **Price Strategically:**
  - Set a realistic asking price with room for negotiation.
- **Consider All Offers:**
  - Don't dismiss an offer solely based on initial price. Evaluate the entire package (financing, closing date).
- **Know Your Bottom Line:**
  - Determine the minimum acceptable price before negotiations begin.

### **Negotiation Strategies:**

- **Counteroffers are Expected:**
  - Be prepared to counter the buyer's initial offer with a revised price or terms.
- **Highlight Property Value:**
  - Emphasize unique features and desirable aspects of your property.
- **Communicate Clearly:**
  - Explain your reasoning for counteroffers and maintain open communication with the buyer's agent.

### **For Agents:**

#### **As a facilitator:**

- **Act as a Bridge:**
  - Clearly communicate offers and counteroffers between buyer and seller.
- **Advise Clients:**
  - Guide your clients with negotiation strategies and market insights.
- **Maintain Objectivity:**
  - Remain neutral while advocating for your client's best interests.

## Negotiation Strategies:

- **Understand Both Sides:**
  - Consider the needs and motivations of both buyer and seller.
- **Present Options and Solutions:**
  - Creatively propose solutions that bridge the gap between offers.
- **Focus on Common Ground:**
  - Guide the conversation towards mutually beneficial terms for a successful closing.

**Remember:** Negotiation is a conversation. By being prepared, informed, and flexible, all parties can navigate the process effectively and reach a successful agreement on Jamaica Homes.

# 11. Legal and Financial Considerations

## Understanding Fees and Taxes

Buying or selling property in Jamaica involves various fees and taxes. Here's a breakdown to help you navigate the financial aspects of your transaction on Jamaica Homes:

### Seller Costs:

- **Transfer Tax (2%):** Paid by the seller to the Jamaican government upon property transfer.
- **Real Estate Agent Commission (typically 5% + 16.5% GCT):** Negotiated fee paid to the agent who represents you in selling the property. The General Consumption Tax (GCT) is a government-imposed sales tax added to the commission.
- **Attorney's Fees (variable, typically 1.5% - 3% of the purchase price):** Cost of legal services provided by your attorney for tasks like title searches, contract preparation, and closing procedures.
- **Closing Costs (variable):** Additional expenses may include:
  - Stamp duty (split between buyer and seller, typically around JMD\$5,000)
  - Registration fees (around 0.5% of the property value)
  - Outstanding property taxes or utility bills

### Tips for Sellers:

- **Factor in Costs When Setting Price:** Consider all associated fees when determining your asking price to ensure a profitable sale.
- **Negotiate Commissions:** Agent commissions are negotiable. Discuss rates and fee structures with potential agents before signing an agreement.

- **Obtain Quotes for Services:** Get quotes from different attorneys to compare fees before finalizing legal representation.

### Buyer Costs:

- **Stamp Duty (half, typically around JMD\$2,500):** Shared equally between buyer and seller, a government tax on property transfer.
- **Registration Fee (around 0.5% of the purchase price):** Paid to the Jamaican government for registering the property under your name.
- **Attorney's Fees (variable, typically 3% of the purchase price):** Cost of legal services provided by your attorney for tasks like reviewing contracts, title searches, and closing procedures.
- **Mortgage Fees (if applicable):** Costs associated with obtaining a mortgage, including application fees, origination fees, and possibly mortgage insurance.
- **Surveyor's Fees (variable, around JMD\$45,000):** Optional cost for a land survey, recommended for complex properties or those with potential boundary disputes.

### Tips for Buyers:

- **Budget for Closing Costs:** Factor in all closing costs besides the purchase price when determining your budget.
- **Shop Around for Services:** Compare quotes from different attorneys and mortgage lenders to secure the most competitive rates.
- **Negotiate Legal Fees:** Attorney fees can sometimes be negotiated. Discuss your budget with your chosen attorney.

**Note:** This guide provides a general overview. Specific costs and tax implications may vary depending on the property value, location, and individual circumstances. Always consult with a qualified tax advisor or Jamaican real estate attorney for personalized advice on fees and taxes associated with your property transaction.

## Legal Processes in Property Transactions

Navigating the legal aspects of buying or selling property in Jamaica is crucial. Here's a breakdown of the key legal processes involved in a typical property transaction on Jamaica Homes:

### Pre-Agreement:

- **Title Search:** Conducted by your attorney to verify property ownership and identify any outstanding encumbrances (claims against the property).



- **Survey (Optional):** A land survey is recommended for complex properties or those with potential boundary disputes. It helps confirm the property's physical boundaries.
- **Sale Agreement:** A formal agreement drafted by your attorney outlining the terms of the sale, including purchase price, closing date, contingencies, and payment schedule. Both buyer and seller must sign this agreement.

### **From Agreement to Closing:**

- **Transfer Tax Payment:** The seller is responsible for paying the 2% transfer tax to the Jamaican government upon signing the sale agreement.
- **Mortgage Approval (Buyer):** If financing the purchase, the buyer secures mortgage approval from a licensed lender.
- **Legal Due Diligence:** Your attorney performs a thorough review of all documents and ensures the seller has the legal right to sell the property.
- **Closing:**
  - Both parties (buyer and seller) and their respective attorneys typically meet for the closing.
  - All outstanding documents are signed, including the transfer of title deed.
  - Closing costs are settled, including attorney fees, registration fees, and any remaining transfer tax or stamp duty.
  - The property officially changes ownership upon title transfer registration with the government.

### **Additional Considerations:**

- **Use a Licensed Attorney:** Both buyer and seller should have independent legal representation throughout the transaction.
- **Review All Documents Carefully:** Don't hesitate to ask your attorney to clarify any aspects of the sales agreement or other legal documents before signing.
- **Understand Completion Deadlines:** Both parties have specific obligations to fulfill by certain deadlines as outlined in the sale agreement.

### **Benefits of Using a Licensed Attorney:**

- Ensures legal compliance throughout the process.
- Protects your interests in the transaction.
- Identifies potential issues and helps resolve them promptly.
- Provides guidance and clarifies legalities of contracts and documents.

**While Jamaica Homes facilitates communication between buyers and sellers, the platform is not involved in the legal aspects of the transaction.** For a smooth and secure property

transaction, consulting with a qualified and experienced Jamaican real estate attorney is highly recommended.

## Financing Options

Finding your dream property on Jamaica Homes is exciting, but financing it requires careful planning. Here's an overview of common financing options available to buyers in Jamaica:

### Understanding Mortgage Options:

- **Mortgages:** The most common way to finance a property purchase.
- **Lenders:** Commercial banks, building societies, and other financial institutions offer mortgages in Jamaica.
- **Down Payment:** Typically, a down payment of at least 10% of the purchase price is required. However, some lenders may offer options with lower down payments (subject to stricter criteria).
- **Interest Rates:** Mortgage interest rates in Jamaica can vary depending on the lender, loan type, and your creditworthiness.

### Types of Mortgages:

- **Jamaica National Housing Trust (NHT) Mortgages:**
  - Offered by the Jamaican government agency, NHT.
  - Primarily for first-time homebuyers or those purchasing a property valued below a certain threshold.
  - Generally offer lower interest rates compared to commercial banks.
  - Eligibility requirements and income limits apply.
- **Commercial Bank Mortgages:**
  - Offered by various commercial banks in Jamaica.
  - Wider range of loan options with varying interest rates.
  - Down payment requirements may vary depending on the bank and your creditworthiness.
  - May offer features like fixed or variable interest rates, and longer loan terms.

### Additional Considerations:

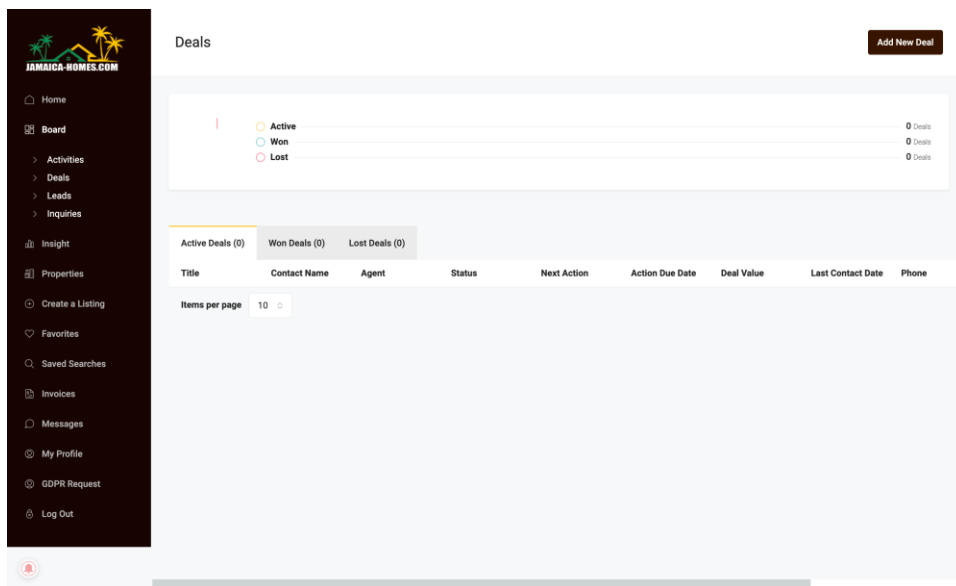
- **Pre-Approval:** Obtaining pre-approval from a lender strengthens your offer by demonstrating your borrowing capacity.
- **Shop Around:** Compare rates and terms offered by different lenders to secure the most competitive mortgage option.

- **Closing Costs:** Factor in closing costs besides the down payment and mortgage amount. These may include origination fees, appraisal fees, and attorney fees.
- **Debt-to-Income Ratio:** Lenders consider your debt-to-income ratio (DTI) to assess your ability to repay the loan. A lower DTI improves your chances of loan approval and potentially securing a better interest rate.

**Jamaica Homes does not provide financial advice or mortgage products.** We recommend consulting with one of our recommended qualified mortgage brokers or financial advisors to discuss your specific financing needs and explore the best mortgage options for your situation.

## 12. Using Built-in CRM

Jamaica Homes simplifies agent life with a powerful built-in CRM (Customer Relationship Management) system. This guide unlocks its potential and helps you manage customer interactions effectively.



### What is a CRM?

A CRM is a software tool that helps businesses manage interactions with customers and potential clients. Jamaica Homes' built-in CRM keeps everything organized within the platform.

### Benefits of Jamaica Homes CRM:

- **Centralized Hub:** Manage all customer touchpoints (inquiries, requests, messages) in one place.

- **No More Lost Leads:** Eliminate the risk of losing lead details due to deleted emails or forgotten notes.
- **Streamlined Communication:** Communicate directly with clients through the platform, ensuring timely follow-up.
- **Improved Organization:** Track lead progress, manage deals, and gain valuable insights for better lead nurturing.

### Accessing Your CRM:

13. Login to your Jamaica Homes account at <https://www.jamaica-homes.com/>.
14. Click on your user icon in the top right corner.
15. Select "Board" from the pop-up menu. <https://jamaica-homes.com/board/>

### Exploring the Dashboard:

The dashboard provides a central hub for managing your CRM activities. Here's a breakdown of key features:

- **Activities:** Track all property-related activities, including inquiries and messages from potential clients.
- **Deals:** Monitor deals in progress, from initial interest to closing.
- **Leads:** View a comprehensive list of all your leads, including contact details and inquiry specifics.
  - You can sort, filter, and search leads for easy management.
  - Click on a specific lead to view details, send messages, or match them with suitable listings.
  - Add private notes for each lead to track important information.
- **Insights:** (Optional Feature) Gain insights into property traffic sources, user<sup>26</sup> demographics, and platform usage (e.g., mobile vs. desktop, top referring websites). Use this data to optimize your marketing strategies.
- **Messages:** Access and manage all your communication<sup>27</sup> with clients directly within the platform.

### Additional Tips:

- **Jamaica Homes is Free to Use:** Take advantage of this powerful CRM tool at no extra cost.
- **Utilize Search and Filters:** Efficiently navigate your leads using search functions and filters based on criteria like contact details or inquiry type.

---

<sup>26</sup> User: An individual registered on the Jamaica Homes platform. Can be a property owner, potential buyer/tenant, or real estate agent.

<sup>27</sup> Communication Tools: Enables communication between potential buyers and agents through the platform.

- **Add New Leads Manually:** Add potential clients you meet outside the platform to your CRM for comprehensive lead management.
- **Stay Organized:** Regularly review your CRM, update lead statuses, and maintain clear communication to nurture leads and close deals.

By mastering Jamaica Homes' built-in CRM, you can streamline your workflow, improve client communication, and achieve greater success in the Jamaican real estate market.

## 13. Additional Features

### Property Alerts

#### Stay Ahead of the Game with Property Alerts on Jamaica Homes

Finding your dream property in Jamaica just got easier with Jamaica Homes' user-friendly Property Alerts feature. Here's a quick guide to set them up and never miss a perfect match:

#### Step 1: Search for Your Ideal Property

- Head over to [jamaica-homes.com](https://jamaica-homes.com) and explore their extensive property listings.
- Use the search filters to narrow down your options. Specify location, property type, price range, and any other relevant criteria.
- Click "Search" to view the matching listings.

#### Step 2: Activate Property Alerts (Free Registration Required)

- Locate a property that piques your interest.
- Look for the **green "Save Search" button** with a bell icon (it may change color in the future).
- Clicking this button will save your search criteria.

#### Step 3: Receive Timely Email Notifications

Now, whenever a new property matching your saved search criteria gets listed on Jamaica Homes, you'll be among the first to know! You'll receive a prompt email notification directly to your inbox.

#### Benefits of Property Alerts:

- **Stay Informed:** Don't miss out on new listings that fit your needs.
- **Be the First to Contact:** Get a head start by contacting the listing agent before others.
- **Effortless Updates:** No need to constantly repeat your search.

## Creating a Free Jamaica Homes Account

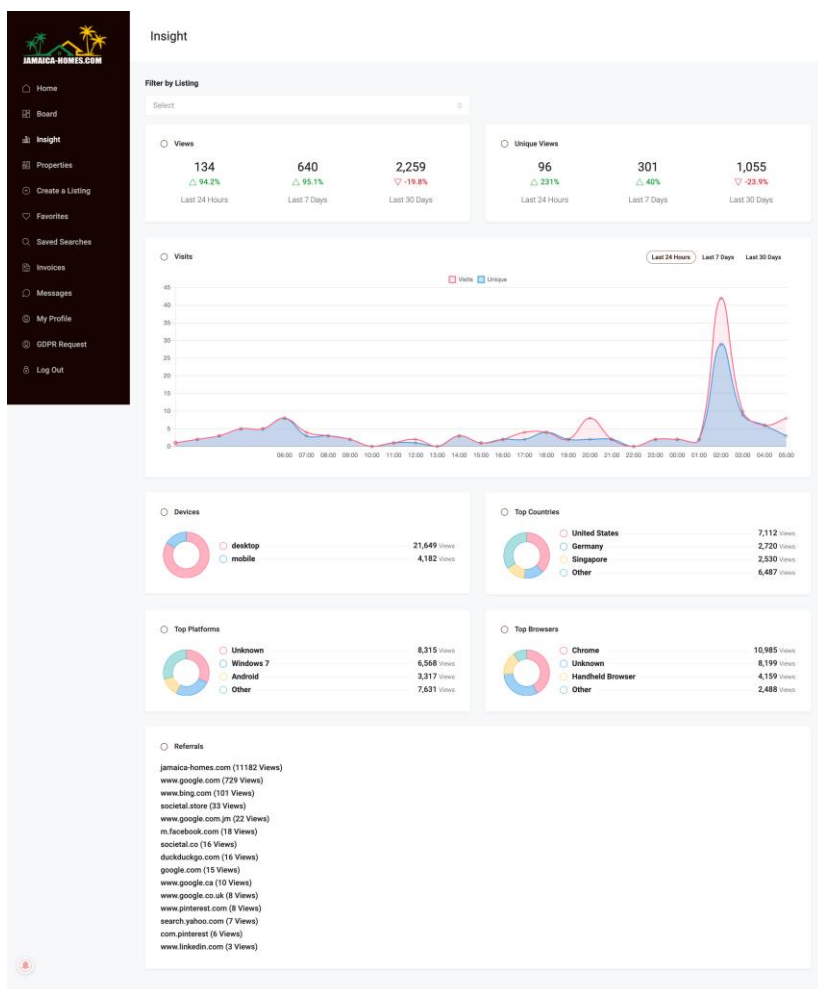
To fully utilize Property Alerts, you'll need a free Jamaica Homes account. The registration process is simple and takes just a few minutes. Here's what you get with an account:

- Manage all your saved searches in one place.
- Receive messages from agents directly through the platform.
- Enjoy a personalized Jamaica Homes experience.

**Jamaica Homes puts you in control of your property search. Sign up today and leverage the power of Property Alerts to find your dream place in Jamaica!**

## Market Trends and Insights

The Insights tab on Jamaica Homes empowers real estate agents and brokers with valuable data to inform their strategies and win more clients. This section explores how to leverage this information for maximum impact. <https://jamaica-homes.com/insights/>



## Unveiling Market Intelligence:

- Local Market Analysis:**
  - Analyze trends in your specific parish or region.
  - Identify areas with rising property values, increasing buyer demand, or shifting property types in demand (e.g., family homes vs. condos).
  - Tailor your listings and marketing efforts to target the hottest markets.
- Inventory Levels:**
  - Track changes in property listings and available inventory.
  - Identify if it's a buyer's or seller's market, allowing you to adjust your pricing strategies accordingly.
  - If inventory is low, emphasize the unique selling points of your listings to potential buyers.
- Days on Market:**
  - Analyze how long similar properties typically stay on the market before selling.
  - This data helps you price your listings competitively and set realistic expectations for sellers.

- **Buyer Behavior Insights:**
  - Understand what type of properties buyers are searching for (bedrooms, price range, amenities).
  - Adapt your marketing strategies to highlight features most desired by potential buyers in your target market.

### Turning Insights into Action:

- **Targeted Property Marketing:**
  - Use market data to identify the ideal buyer profile for each listing.
  - Craft targeted marketing campaigns on social media or local platforms that resonate with these specific demographics.
- **Competitive Pricing Strategies:**
  - Analyze market trends to price your listings competitively and attract potential buyers.
  - Consider offering flexible pricing options or highlighting unique selling points to justify a higher price tag.
- **Informed Client Communication:**
  - Back up your advice to sellers with data-driven insights from Market Trends and Insights.
  - Use market trends to explain pricing strategies, buyer behavior, and realistic expectations for a successful sale.
- **Market Expertise Demonstration:**
  - Showcase your knowledge of local market trends in conversations with potential clients.
  - This positions you as a valuable resource and trusted advisor in the Jamaican real estate market.

### Beyond the Basics:

- **Stay Updated:**
  - Market trends can fluctuate. Check the Market Trends and Insights tab regularly to stay informed about the latest market movements.
- **Combine with Local Knowledge:**
  - While data is crucial, combine it with your on-the-ground understanding of specific neighborhoods and communities.
- **Adapt and Refine:**
  - As you gain experience and leverage market insights, continuously refine your strategies to achieve optimal results.

**By effectively utilizing the Market Trends and Insights on Jamaica Homes, you can gain a competitive edge, attract more clients, and achieve greater success in the dynamic Jamaican real estate market.**





## 14. Resources and Support

This section details how to use the Jamaica Homes support platform, built on UserVoice, to find answers, provide feedback, and create support tickets.

### Finding Answers:

1. **Visit the Support Platform:** Go to <http://support.jamaica-homes.com/>.
2. **Browse FAQs:** The platform has a comprehensive FAQ section categorized by topic (e.g., Buying a Property, Renting a Property, etc.). Explore these categories to find answers to common questions.
3. **Search Bar:** Utilize the search bar at the top of the page to find specific topics or keywords within the knowledge base.

### Registering for an Account (Optional):

While creating an account is not mandatory to access the knowledge base, it offers benefits:

4. **Post Feedback:** Registered users can upvote or downvote existing articles to indicate their helpfulness.
5. **Submit Tickets:** An account allows you to submit support tickets for specific issues requiring assistance from the Jamaica Homes team.

### Creating an Account:

6. Click on "Sign Up" at the top right corner of the webpage.
7. Choose your registration method (email or Google account).
8. Follow the on-screen instructions to complete the registration process.

### Submitting Feedback on Existing Articles:

9. Find the relevant article in the knowledge base.
10. Look for the thumbs up/down icons below the article.
11. Click the thumbs up icon to indicate the article was helpful, or the thumbs down icon if it wasn't.

### Creating a Support Ticket:

12. Click "Submit a Ticket" at the top right corner of the webpage (if logged in).
13. Choose the category most relevant to your issue (e.g., Technical Issue, Listing Question, etc.).
14. Provide a clear and concise subject line summarizing your request.
15. In the description box, detail your question or issue as thoroughly as possible.
  - Include relevant details like screenshots (if applicable) and property listing reference numbers (if related).

16. Click "Submit" to send your ticket to the Jamaica Homes support team.

**Additional Tips:**

- The Jamaica Homes support platform offers a wealth of information. Carefully review the FAQ sections before submitting a ticket.
- When creating a ticket, be as specific as possible to ensure a prompt and accurate resolution.
- The support platform operates in English.

## 15. FAQs

### Common Questions and Answers

For your reference, here are some of the FAQ categories available on the Jamaica Homes support platform:

#### Accessibility →

- Guide to Discovering Accessible Homes for Rent with Jamaica Homes

#### Building a Property →

- Can Foreigners Purchase Property in Jamaica?
- Should someone build bit by bit in Jamaica with money as it comes in?
- Is planning permission required to build a home in Jamaica?
- Can I extend my existing home without needing to reapply for planning permission and building consent in Jamaica?
- How can I get assistance from JPS if I need to install my own electric posts and wires to connect to the nearest electric post, but this would result in my meter being located far from my property?

#### Buying a Property →

- The owner of the land I am buying has suggested that for convenience I use his attorney-at-law. Is this advisable?
- The land I intend to buy only has a common law title. What is the implication of this?
- Before Buying Land in a Subdivision Scheme, What Should I Do?
- I need to buy a house. Who should I contact?
- Is the advertised development considered satisfactory? There have been reports of Jamaicans encountering negative experiences with certain real estate developers.

#### Community →

- Example Memorandum of Association
- Could you describe the characteristics of Drax Hall Country Club?
- What are gated communities and luxury housing developments in Jamaica?

#### Energy saving →

- Could you please provide me with some energy-saving tips for my home in Jamaica?

#### FAQs →

- What Safety and Security Measures are Available for Returning Residents in Jamaica?
- What Are the Wealthiest Areas in Jamaica and What Defines Them?
- What are Jamaican homes like?

- Is it worth buying property in Jamaica?
- What is the estimated budget needed for a comfortable lifestyle in Jamaica?

### **General Information →**

- What is the purpose of the Real Estate Board in Jamaica?
- What is the National Association of REALTORS® (NAR)?
- What is the Realtors Association of Jamaica (RAJ)?
- What distinguishes a real estate agent from REALTORS® in Jamaica, and why is a copyright symbol used at the end of REALTORS®?
- What are Gated Communities in Jamaica and What Benefits Do They Offer?"

### **Getting Started →**

- How to create an account on Jamaica Homes?
- CRM Activities
- Leads Management
- I need help with my property images?
- Jamaica Homes Community Respect Policy

### **International Relocation Guides for Jamaicans →**

- What are the visa requirements for Jamaicans moving to the United States?
- What options are available for Jamaicans looking to move to Central and South America?
- Can Jamaicans easily move to Cuba or Nicaragua?
- What are some common challenges Jamaicans may face when relocating internationally?
- How can Jamaicans ensure a smooth transition when moving abroad?

### **Legal and Contractual →**

- What is a Caveat and How Does it Affect Real Estate Transactions?
- What are Transfer Tax and Stamp Duty?
- How Can I Obtain a Title for My Property Without a Registered Title?
- What should I do if I discover a shack erected on a piece of land adjacent to my Jamaica investment property, with someone living there without authorization?
- What steps should I take if a developer has constructed an entrance road leading from an adjoining community to my property without proper planning permission, potentially jeopardizing the integrity of our private residential scheme?

### **Living in Jamaica →**

- Which area of Jamaica offers the best living environment?
- Why are so many houses unfinished in Jamaica?
- What are the disadvantages of residing in Jamaica?
- Who is richer Jamaica or Haiti?
- The cost of living in Jamaica and building a home has risen tremendously why?

### **Moving to Jamaica →**

- Why So Many Challenges Shipping Items Over \$50 to Jamaica?
- How much money do I need to move to Jamaica?

- How can I live in Jamaica permanently?
- How to find a job in Jamaica?
- Upon relocating to Jamaica, what steps should I take upon arrival?

### **Property Financing** →

- Does one need a Broker for a Mortgage Switch in Jamaica?
- What documents are required for a mortgage in Jamaica?
- What documents are required to pre-qualify for a mortgage in Jamaica?
- How are mortgages calculated in Jamaica?

### **Property Listings** →

- What is a Property Listing on Jamaica Homes?
- Do I need to remove completed properties?
- Another Agent is using my images on their Jamaica-Homes.com listing?
- How do I add a property to Jamaica Homes website?
- Can I make changes to my listing after submission?

### **Realtor Services** →

- How can I find a reputable realtor with Jamaica Homes?
- What responsibilities do registered realtors have towards their clients?
- What are the benefits of working with a registered realtor?
- What is a registered realtor in Jamaica?
- What is the standard commission paid to a real estate dealer on property sales?

### **Renting a property** →

- Can individuals list their rental properties on Jamaica Homes without being registered realtors?
- Who is the Rent Assessment Board in Jamaica?
- How do I sublet in Jamaica?
- Do I still have to pay rent if I give notice to quit in Jamaica?
- How do I give notice in Jamaica?

### **Selling a Property** →

- As a registered Developer leading a 12-unit townhouse project, I've collected \$9 million in deposits from three individuals. I've heard that I must register a charge before accessing these funds. Can you provide clarification on this process?
- How to Sell a Home in Jamaica?
- What is the expense associated with transferring a house title in Jamaica?
- What is the amount of transfer tax in Jamaica?
- How Long Does It Typically Take to Sell a Property in Jamaica?

### **All articles** →

- What is SEO?
- Seasonal Pricing on HostRooster
- Can a HostRooster host be considered to be a Realtor®?
- Report a Concern About a HostRooster Property

- What is accounting?

# Glossary

## Key Terms and Definitions

This list defines key terms used throughout the [Jamaica Homes](#) User Manual:

- **Jamaica Homes:** A Jamaican online real estate platform facilitating property listings, searches, and agent-client communication.
- **User:** An individual registered on the Jamaica Homes platform. Can be a property owner, potential buyer/tenant, or real estate agent.
- **Agent:** A licensed real estate agent registered on Jamaica Homes to list properties and connect with clients.
- **Listing:** A detailed description of a property for sale or rent on Jamaica Homes, including photos, features, and contact information.
- **Search:** The functionality on Jamaica Homes that allows users to find properties based on criteria like location, price, and type.
- **Lead:** A potential buyer or tenant who has expressed interest in a property on Jamaica Homes. This can be through inquiries, saved searches, or viewing listings.
- **Inquiry:** A message sent by a potential buyer/tenant to an agent through Jamaica Homes, expressing interest in a property or requesting information.
- **Dashboard (Agent):** A centralized location within Jamaica Homes for agents to manage listings, leads, deals, and client communication.
- **CRM (Customer Relationship Management):** The system within Jamaica Homes that helps agents manage and track interactions with potential buyers/tenants.
- **Published Listing:** A property listing that is live and viewable by all users on Jamaica Homes.
- **Pending Listing:** A property listing that is undergoing review by Jamaica Homes before going live.
- **Expired Listing:** A property listing that has passed its designated listing period and is no longer viewable by default.
- **Featured Listing:** A property listing with additional exposure<sup>28</sup> options, potentially for a fee.

### Additional Terms (may be used depending on specific user guides):

- **Save Search:** A search a user creates and saves on Jamaica Homes to receive notifications about new listings matching their criteria.
- **Deal (Agent):** A potential or confirmed sale or rental transaction managed by an agent through the Jamaica Homes platform.

---

<sup>28</sup> Exposure: Offers sellers a wider audience for their properties



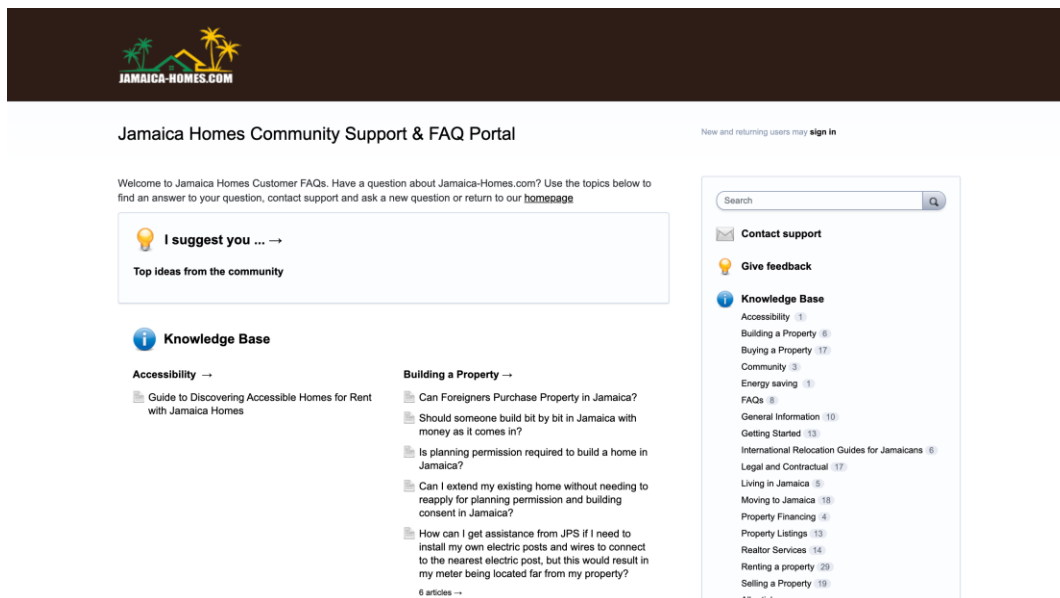
- **Notes (Agent):** Personal notes added by an agent to a lead's profile within the Jamaica Homes dashboard.

This list is not exhaustive. Specific user guides may introduce additional terms relevant to their topic.

## Contact Us

### Customer Support Information

Our support team at Jamaica Homes is available to provide platform support services to help you get up and running using the platform. <https://support.jamaica-homes.com/>



**Platform support is a service provided directly by us through the Jamaica Homes user voice ticket system.** Support is limited to questions pertaining to the platform and or features or problems with the platform. We are not able to provide support for third-party issues. If you need help with anything other than what is offered on our platform, we may suggest a partner and or specialist on our approved list.

The full Jamaica Homes support policy is available [here](#) for further information

### Before to submit a ticket

**To help speed with your request, we require that you follow the steps below before submitting a new support ticket.** This is for the benefit of everyone and will help make the entire process more efficient. It's very important and we ask that everyone who posts follow these steps.

## Please check the following before you submit a ticket

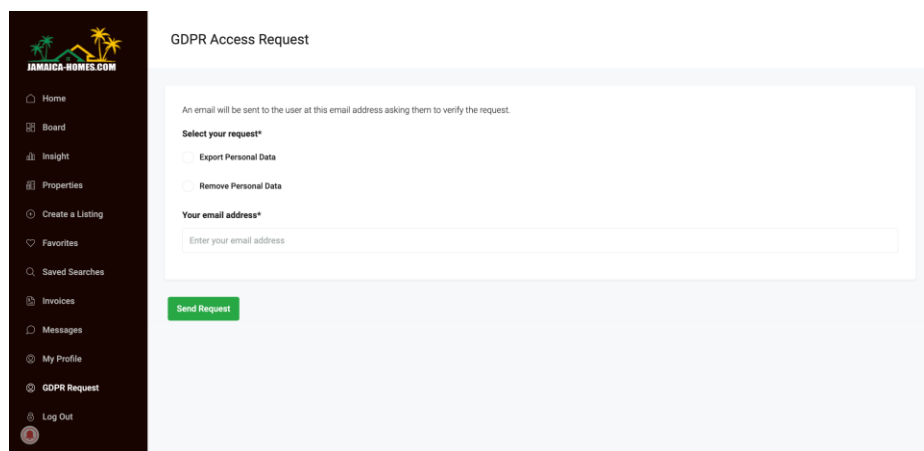
- **Check our documentation** for the answer to your question [here](#).
- Make sure you've **cleared all your caches**, in your browser and website.
- If you cannot find the answer to your question, [fill out this form](#) and our support team will help.

## How to obtain support

1. [Click here to submit a support ticket](#), you will need to enter your username or email.
2. Fill in the form and submit your ticket.

# Appendix

## GDPR Access Request



The screenshot shows the 'GDPR Access Request' form on the Jamaica Homes website. On the left is a dark sidebar with navigation links: Home, Board, Insight, Properties, Create a Listing, Favorites, Saved Searches, Invoices, Messages, My Profile, GDPR Request (highlighted), and Log Out. The main content area has a white background with the title 'GDPR Access Request'. Below the title, it states: 'An email will be sent to the user at this email address asking them to verify the request.' There are two radio button options: 'Export Personal Data' and 'Remove Personal Data'. Below these is a text input field labeled 'Your email address\*' with the placeholder text 'Enter your email address'. At the bottom left of the form is a green 'Send Request' button.

## Accessing Your GDPR Rights on Jamaica Homes

The General Data Protection Regulation (GDPR<sup>29</sup>) empowers you to control your personal data on Jamaica Homes. Here's how to easily access and manage your information:

### Requirements:

- **Registered Account:** You must have a registered account on Jamaica Homes to submit a GDPR request.

---

<sup>29</sup> Data Privacy: Complies with GDPR regulations, allowing users to access and manage their personal data.

- **Internet Connection:** An active internet connection is necessary to process your request.

### Steps:

16. **Login to Your Account:** Go to <https://www.jamaica-homes.com/> and log in using your registered credentials.
17. **Access Your User Profile:** Click on your user icon located in the top right corner of the screen.
18. **Navigate to Dashboard:** From the pop-up menu, select "Dashboard" (or similar option).  
<https://jamaica-homes.com/gdpr-access-request/>
19. **Locate GDPR Request Section:** Look for the GDPR request section on the left-hand side menu of your dashboard. It might be labelled "GDPR Access Request" or similar. This section may be located near the bottom, just above "Log Out" or "My Profile."
20. **Choose Your Action:** Click on the "GDPR Access Request" button.
21. **Verify Your Request:** An email will be sent to your registered email address for verification purposes.
22. **Select Data Option:** Once you receive and confirm the verification email, you'll be presented with two options:
  - **Export Personal Data:** This option allows you to download a copy of your personal data held by Jamaica Homes.
  - **Remove Personal Data:** Choose this option to have your data permanently deleted from Jamaica Homes. (Use caution as this action cannot be reversed).
23. **Enter Email Address (Optional):** If you're selecting "Remove Personal Data," you may need to re-enter your registered email address for confirmation.
24. **Submit Your Request:** Click on the "Submit Request" button to initiate your chosen action.

### Confirmation and Completion:

- You will receive a confirmation email to your registered address once your request is processed.
- Download the provided link (if exporting data) or acknowledge the data deletion (if removing data) following the instructions in the confirmation email.

### Remember:

- Processing GDPR requests may take some time.
- Be cautious when choosing to remove your data, as it cannot be retrieved once deleted.

By following these steps, you can easily access and manage your personal data on Jamaica Homes in accordance with GDPR regulations.

## Legal Disclaimers

This Jamaica Homes User Manual (the "Manual") is provided by Jamaica-Homes.com Limited ("Jamaica Homes", "we", "us", or "our") for informational purposes only. The Manual is intended to provide general guidance and does not constitute legal or professional advice.

### **Use of the Manual:**

Your use of the Manual is subject to the following terms and conditions:

- You agree to use the Manual for informational purposes only and not as a substitute for professional advice.
- You are responsible for making your own judgments and decisions based on your specific circumstances.
- We disclaim all liability for any damages or losses resulting from your use of the Manual.

### **Content Accuracy:**

We strive to ensure the accuracy of the information contained in the Manual. However, we make no warranties or representations, express or implied, about the accuracy, completeness, or timeliness of the information. We reserve the right to update or change the information at any time without notice.

### **Third-Party Links:**

The Manual may contain links to third-party websites or resources. We are not responsible for the content or accuracy of any third-party websites or resources.

### **Copyright and Trademarks:**

The content of the Manual is protected by copyright and other intellectual property laws. You may not copy, distribute, modify, transmit, display, publish, or create derivative works from the Manual without our prior written consent.

### **Governing Law:**

This Disclaimer and your use of the Manual shall be governed by and construed in accordance with the laws of the United Kingdom and Jamaica.

### **Contact Us:**

If you have any questions about this Disclaimer, please contact us at [office@jamaica-homes.com](mailto:office@jamaica-homes.com)

### **Effective Date:**

This Disclaimer is effective as of April 11, 2024.

**We reserve the right to update this Disclaimer at any time. Your continued use of the Manual following the posting of any changes constitutes acceptance of those changes.**